

Scaled data based on original data using
LM-79-08 Approved Method: Electrical and Photometric Measurements of Solid-
State Lighting Products

Test Report Prepared for
Cooper Lighting Solutions
(formerly Eaton)

Brand: McGRAW-EDISON

Report Number: P386265

Luminaire Tested: **GWC-SA1D-827-U-T4W**

Issue Date: 3/3/2020

Test Information

Test Method: LM-79-08
Report Number: P386265
TEST IS SCALED FROM IESNA LM-79-08 TEST DATA (G2-1903-205-18)
Test Lab: INNOVATION CENTER
Issue Date: 3/3/2020
Manufacturer: COOPER LIGHTING SOLUTIONS (FORMERLY EATON)
Product Line: MCGRAW-EDISON
Catalog Number: GWC-SA1D-827-U-T4W
Description: GALLEON WALL LUMINAIRE
(1) 80 CRI, 2700K, 1200mA LIGHTSQUARE WITH 16 LEDS AND TYPE IV WIDE OPTICS
Light Source: -
Ballast/Driver: ELECTRONIC DRIVER

Summary

Lumens per Lamp: N/A
Luminaire Lumens: 6049 lumens
Efficiency: N/A
Efficacy: 91.7 lumens/watt
Luminous Opening: Rectangular (W 0.5' x L: 0.5' x H: 0')
IES Classification: Type IV - Short
BUG Rating: B1 - U0 - G2

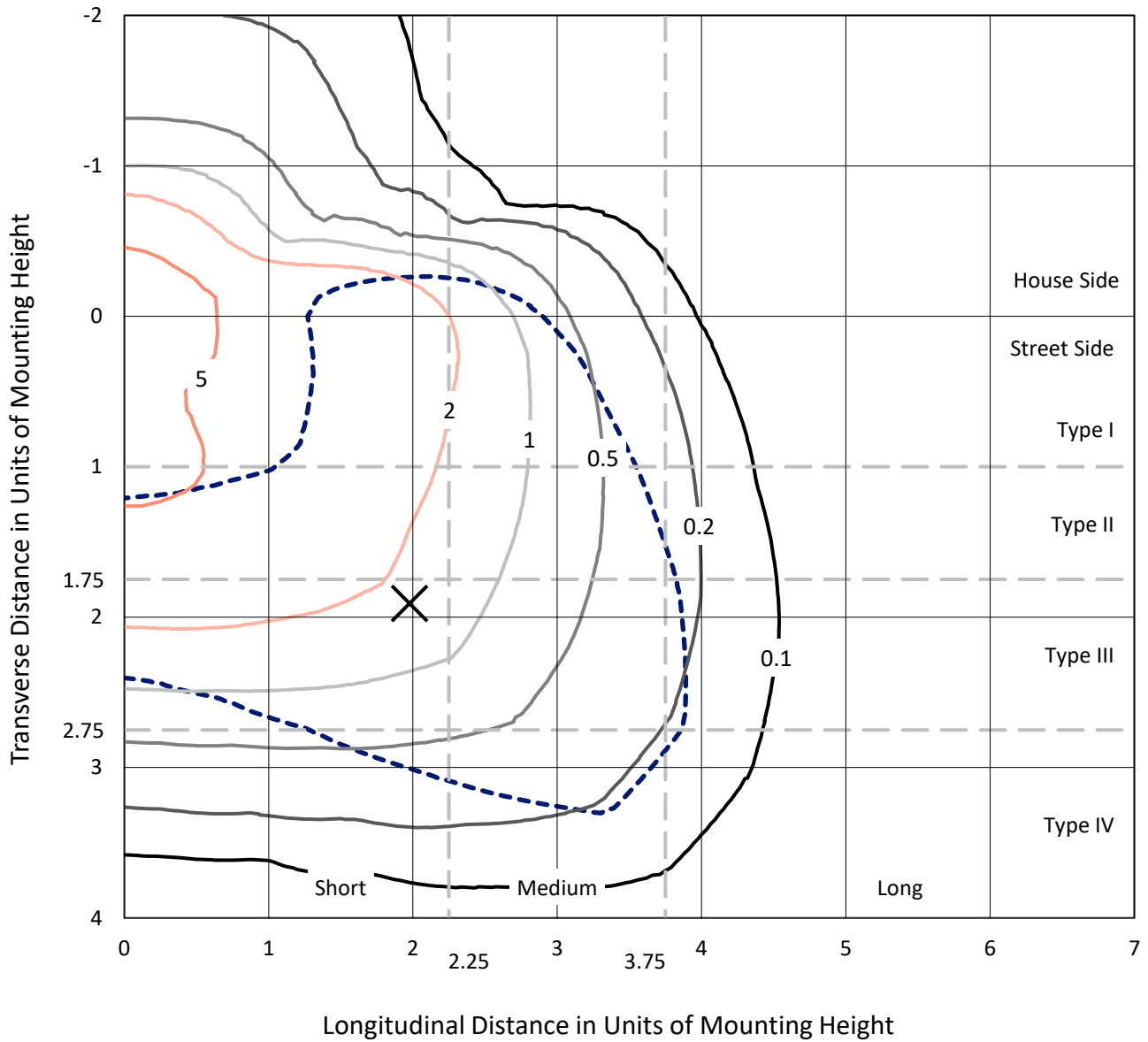
Input Watts (W): 66
Input Voltage (V): NR
Input Current (Ain): NR
Voltage Rise (V): NR
Power Factor: NR
Total Harmonic Distortion (THDi): NR
Frequency (hertz): 60
Stabilization Time: NR
Operation Time: NR
Ambient Temperature (°C): NR
Test Distance: 24 FT



REPORT NUMBER: P386265
 CATALOG NUMBER: GWC-SA1D-827-U-T4W

Iso-Footcandle Lines of Horizontal Illumination

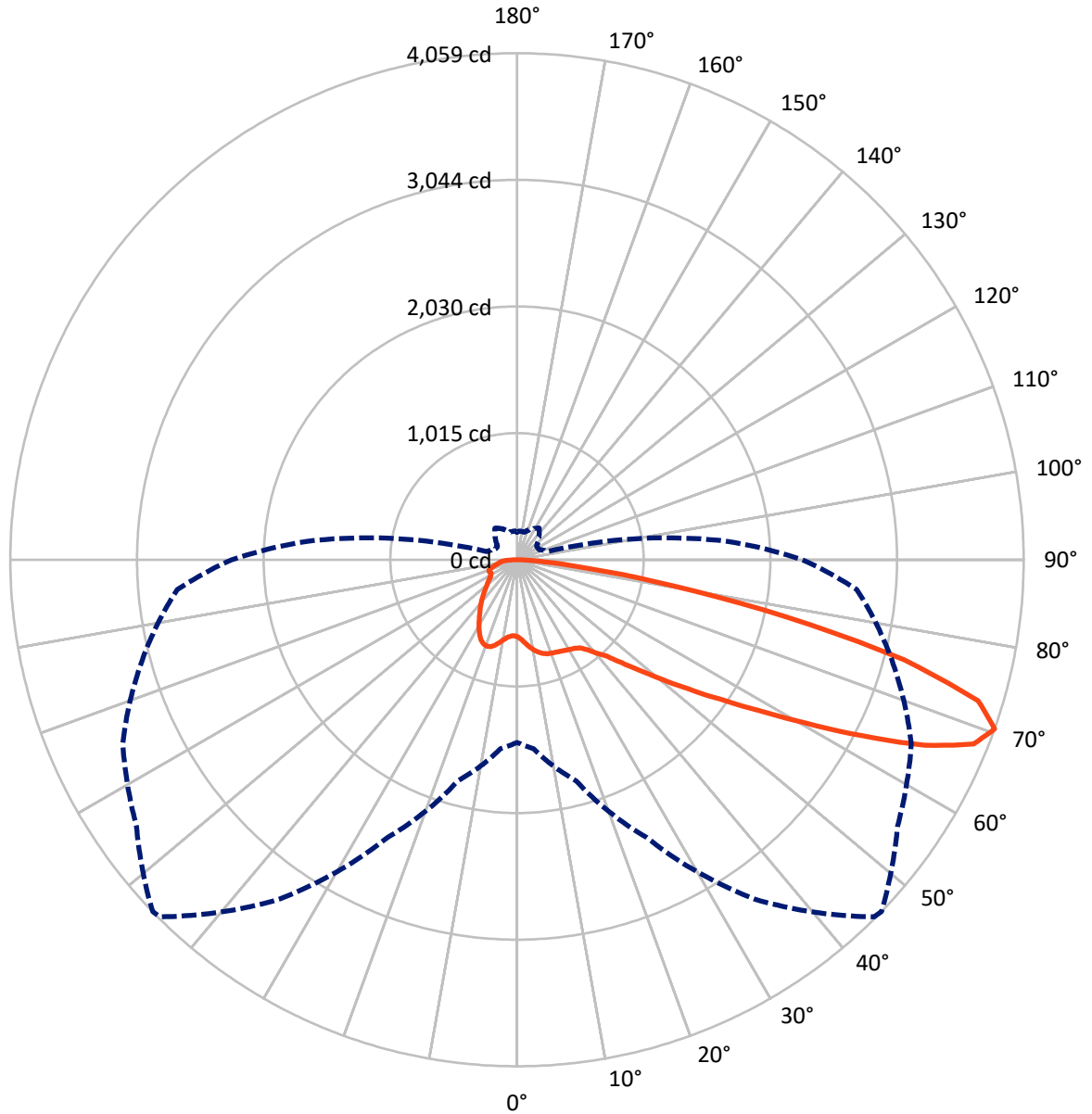
✕ Max cd
 - - - 1/2 Max cd



Based on 10 foot mounting height. Maximum calculated value = 7.7 fc
 Type IV - Short - N/A

REPORT NUMBER: P386265
CATALOG NUMBER: GWC-SA1D-827-U-T4W

Luminous Intensity Polar Plot



— Vertical Plane Through 46-Deg Lateral - - - Horizontal Cone Through 70-Deg Vertical



REPORT NUMBER: P386265
 CATALOG NUMBER: GWC-SA1D-827-U-T4W

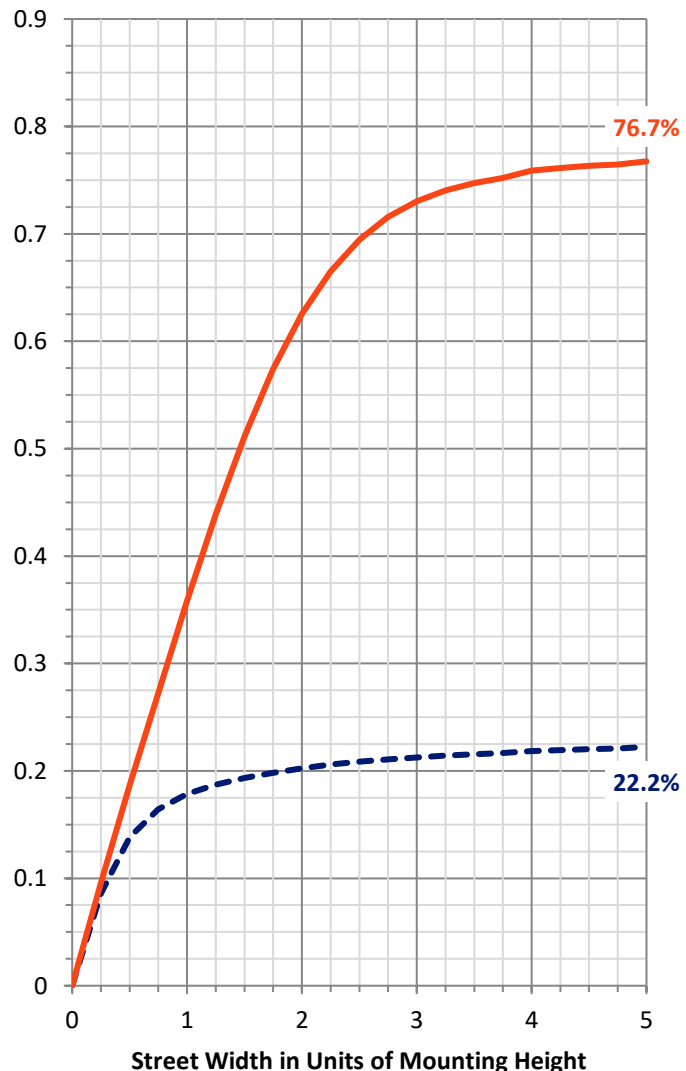
FLUX DISTRIBUTION:

		Downward	Upward	Total
House Side	Lumens	1386.4	0.0	1386.4
	% Fixture	22.9	0.0	22.9
Street Side	Lumens	4662.6	0.0	4662.6
	% Fixture	77.1	0.0	77.1
Total	Lumens	6049.0	0.0	6049.0
	% Fixture	100.0	0.0	100.0

ZONAL LUMENS:

Zone	Lumens	% Fixture
0°-10°	62.8	1.0
10°-20°	209.3	3.5
20°-30°	349.0	5.8
30°-40°	495.3	8.2
40°-50°	728.5	12.0
50°-60°	1233.7	20.4
60°-70°	1751.2	29.0
70°-80°	1063.9	17.6
80°-90°	155.3	2.6
90°-100°	0.0	0.0
100°-110°	0.0	0.0
110°-120°	0.0	0.0
120°-130°	0.0	0.0
130°-140°	0.0	0.0
140°-150°	0.0	0.0
150°-160°	0.0	0.0
160°-170°	0.0	0.0
170°-180°	0.0	0.0
0°-90°	6049.0	100.0
0°-180°	6049.0	100.0

Coefficient of Utilization



REPORT NUMBER: P386265

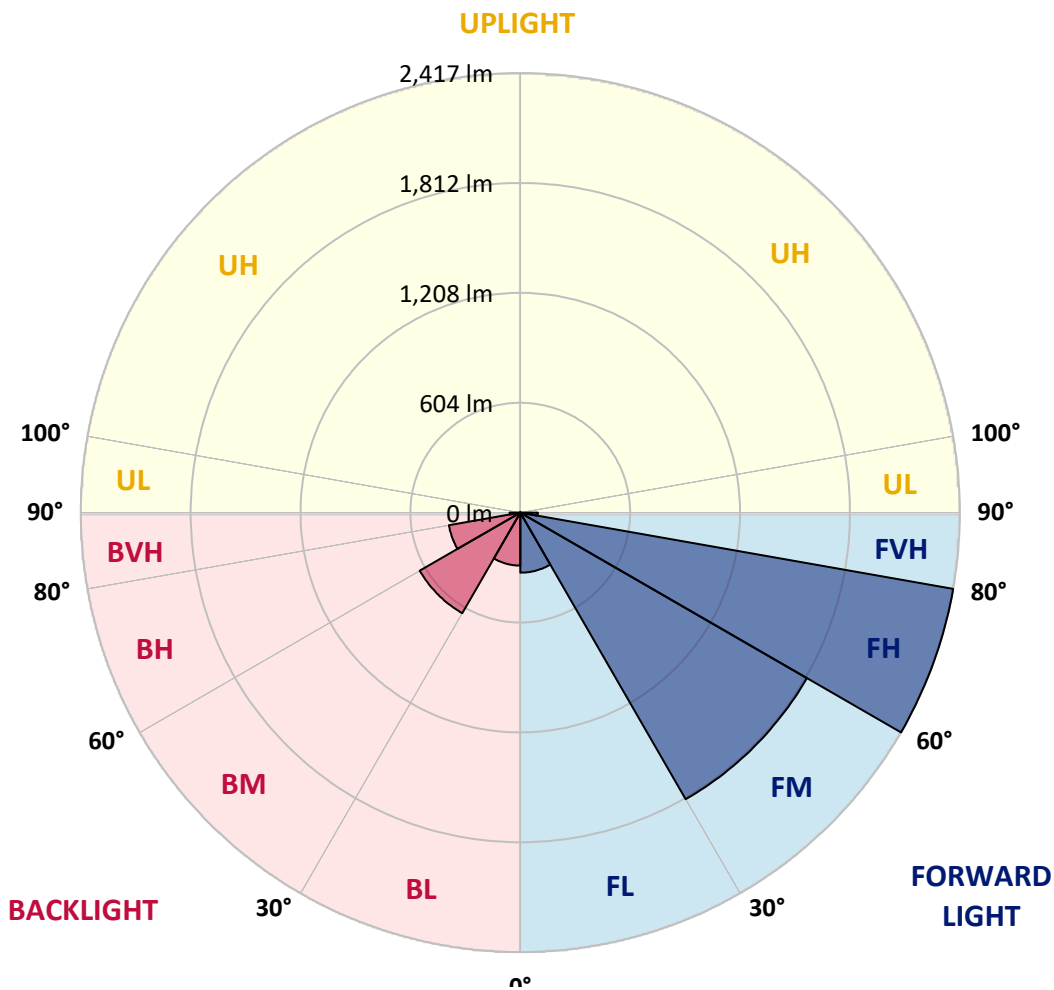
CATALOG NUMBER: GWC-SA1D-827-U-T4W

LUMINAIRE CLASSIFICATION SYSTEM LUMEN TABLE AND BUG RATING:

Zone	Lumens	% Fixture	Zone Rating/Lumen Limit		
			B	U	G
FL (0°-30°)	330.1	5.5			
FM (30°-60°)	1819.3	30.1			
FH (60°-80°)	2416.5	39.9			G2/5000
FVH (80°-90°)	96.7	1.6			G1/100
BL (0°-30°)	291.1	4.8	B1/500		
BM (30°-60°)	638.2	10.6	B1/1000		
BH (60°-80°)	398.6	6.6	B1/500		G1/500
BVH (80°-90°)	58.5	1.0			G1/100
UL (90°-100°)	0.0	0.0		U0/0	
UH (100°-180°)	0.0	0.0		U0/0	

BUG Rating: B1-U0-G2

Type IV Short





REPORT NUMBER: P386265

CATALOG NUMBER: GWC-SA1D-827-U-T4W

CANDELA DISTRIBUTION (FULL):

	0°	5°	15°	25°	35°	45°	46°	55°	65°	75°	85°
0°	616.3	616.3	616.3	616.3	616.3	616.3	616.3	616.3	616.3	616.3	616.3
2.5°	647.1	647.5	648.4	646.3	640.5	638.8	638.2	632.2	628.3	622.5	617.5
5°	698.9	699.3	698.0	692.2	679.4	669.9	669.1	655.4	643.0	629.7	619.8
7.5°	752.9	753.5	749.6	738.6	720.6	704.0	703.0	684.4	665.5	645.5	630.6
10°	800.7	798.2	791.8	776.5	755.2	734.9	734.1	714.6	692.9	668.6	648.8
12.5°	832.6	830.5	822.3	803.6	780.2	761.6	759.9	741.9	720.8	694.3	670.5
15°	850.2	851.6	840.5	819.4	796.6	780.8	779.4	766.6	747.7	721.0	693.7
17.5°	852.5	853.7	843.0	822.0	803.4	792.6	792.0	783.5	769.9	744.2	715.6
20°	839.2	840.1	831.2	814.0	801.8	798.4	798.2	794.5	784.4	761.6	733.9
22.5°	820.0	820.6	814.2	801.8	797.6	802.8	804.2	802.8	795.5	774.2	748.1
25°	815.2	814.8	808.2	795.5	799.1	810.0	811.9	812.5	807.6	788.9	766.4
27.5°	838.2	836.7	824.1	803.8	806.1	819.4	821.8	827.8	824.7	808.4	787.1
30°	904.6	902.2	876.3	835.3	824.1	830.9	834.1	843.6	844.2	830.5	814.6
32.5°	1016.8	1013.7	967.4	894.1	854.5	842.7	845.6	859.9	867.6	857.0	839.8
35°	1158.6	1155.1	1094.3	994.1	905.5	865.3	867.4	878.8	894.1	879.2	856.4
37.5°	1306.5	1298.0	1239.4	1111.7	986.4	913.5	913.5	915.0	922.2	891.2	875.9
40°	1453.4	1444.9	1391.9	1249.9	1091.2	989.5	984.8	952.7	946.9	920.2	915.0
42.5°	1590.1	1587.6	1556.3	1406.2	1214.1	1064.2	1057.6	1003.2	1004.4	987.9	988.1
45°	1735.4	1735.4	1709.9	1564.0	1357.4	1184.3	1177.7	1097.6	1110.0	1102.3	1120.8
47.5°	1854.0	1857.7	1854.2	1728.3	1524.0	1336.9	1324.9	1228.4	1263.2	1289.5	1343.1
50°	1975.1	1980.9	1981.5	1908.7	1725.4	1518.2	1504.6	1402.1	1479.7	1555.1	1660.4
52.5°	2150.9	2163.9	2111.9	2088.5	1972.2	1733.5	1720.1	1625.5	1755.0	1860.8	2042.4
55°	2313.8	2302.4	2265.3	2279.8	2236.4	1978.6	1968.5	1885.5	2061.8	2199.3	2435.1
57.5°	2402.0	2401.1	2438.4	2500.5	2521.2	2280.9	2272.4	2191.6	2407.8	2511.1	2803.8
60°	2505.5	2506.9	2599.2	2740.2	2825.5	2657.2	2653.5	2592.2	2743.7	2802.1	3093.0
62.5°	2520.0	2546.0	2705.0	2947.6	3110.4	3096.9	3105.2	2953.0	3044.3	3034.4	3308.9
65°	2353.3	2387.7	2675.4	3010.4	3393.5	3577.8	3585.4	3315.9	3281.3	3232.9	3386.1
67.5°	2011.7	2062.7	2375.3	2873.9	3486.9	3933.2	3944.0	3597.2	3478.0	3300.2	3200.2
70°	1464.0	1520.5	1835.2	2454.5	3320.5	4046.9	4059.1	3721.7	3485.5	3108.7	2731.9
72.5°	884.4	928.7	1188.0	1807.0	2802.5	3839.9	3861.6	3563.9	3182.2	2633.2	2017.3
75°	388.4	417.3	574.5	1041.3	2006.4	3177.0	3204.1	3050.5	2585.6	1913.6	1192.4
77.5°	165.4	173.7	235.6	452.3	1134.2	2170.9	2208.2	2228.9	1754.2	1041.3	503.9
80°	103.1	106.4	133.3	204.7	530.8	1219.3	1259.5	1311.4	871.1	382.8	176.0
82.5°	62.7	66.5	88.6	123.8	276.4	552.7	572.0	608.6	338.1	165.4	91.1
85°	37.7	40.4	54.2	78.3	157.3	217.4	217.2	240.1	159.2	106.4	48.0
87.5°	18.0	20.1	29.0	40.6	79.3	81.6	76.4	86.5	96.7	69.8	24.2
90°	0.0	0.0	0.0	0.0	0.0	0.0	0.0	0.0	0.0	0.0	0.0



REPORT NUMBER: P386265
 CATALOG NUMBER: GWC-SA1D-827-U-T4W

CANDELA DISTRIBUTION (continued):

	90°	95°	105°	115°	125°	135°	145°	155°	165°	175°	180°
0°	616.3	616.3	616.3	616.3	616.3	616.3	616.3	616.3	616.3	616.3	616.3
2.5°	615.9	615.0	612.3	610.3	609.9	608.6	607.6	608.2	609.0	609.2	609.2
5°	615.7	613.4	609.9	608.4	610.3	612.8	615.9	620.0	622.5	624.3	625.6
7.5°	625.6	621.2	617.3	616.5	620.2	626.8	633.9	642.6	648.6	652.7	653.5
10°	642.2	636.8	632.8	633.7	640.3	649.8	659.7	670.9	680.0	685.6	686.0
12.5°	661.2	656.0	652.3	655.8	666.8	678.4	688.7	698.5	706.7	712.3	712.3
15°	683.1	679.4	675.1	683.1	698.0	708.4	712.7	717.5	722.1	726.2	725.4
17.5°	704.3	700.7	698.5	708.0	723.5	728.3	725.4	721.9	721.9	724.1	724.5
20°	722.5	719.4	720.8	730.1	738.2	733.2	722.5	711.3	706.7	708.0	709.2
22.5°	738.4	737.0	741.3	745.7	739.9	722.5	702.6	687.5	681.9	681.5	681.9
25°	757.0	756.8	762.2	754.4	728.7	696.6	669.9	655.2	652.1	654.6	658.7
27.5°	780.2	782.5	785.2	756.4	705.9	657.5	630.4	620.2	623.3	629.3	633.2
30°	809.8	816.0	810.2	751.2	673.2	612.8	586.9	584.0	592.5	601.0	605.1
32.5°	838.6	848.3	834.3	737.8	631.0	565.3	545.3	544.4	554.8	563.1	568.9
35°	861.8	881.0	852.3	711.1	582.1	521.7	507.0	501.4	505.1	514.8	521.5
37.5°	892.0	924.1	864.7	670.3	529.1	485.7	468.5	455.6	452.3	456.3	459.6
40°	947.3	989.7	870.5	613.4	477.4	449.6	432.2	413.4	400.4	390.8	391.0
42.5°	1037.5	1075.2	866.8	544.2	429.5	414.4	394.8	373.0	351.9	330.4	328.7
45°	1184.1	1202.3	855.6	471.0	387.5	377.6	359.2	337.4	309.3	284.8	282.6
47.5°	1418.7	1378.3	838.2	407.0	350.5	346.3	329.4	304.3	274.5	254.8	253.2
50°	1738.5	1632.3	829.7	356.1	317.8	319.0	305.1	278.6	250.5	236.0	234.3
52.5°	2121.0	1928.1	846.1	316.7	291.5	295.8	285.5	260.6	237.0	225.6	224.0
55°	2517.9	2234.5	863.7	288.2	266.6	275.1	271.6	251.1	229.8	219.2	217.8
57.5°	2857.6	2463.2	828.5	265.0	244.5	257.7	260.8	245.1	226.1	216.5	214.9
60°	3071.4	2555.4	736.1	243.2	226.9	243.9	254.6	243.4	227.5	226.7	225.4
62.5°	3172.9	2547.3	597.6	226.1	215.9	237.9	259.2	252.8	244.1	251.5	252.1
65°	3127.3	2425.6	445.1	214.7	208.0	240.1	272.8	270.4	248.8	256.3	257.3
67.5°	2827.6	2135.1	329.6	204.7	199.4	246.6	297.7	276.2	239.5	244.9	241.6
70°	2285.4	1692.7	254.2	193.6	190.5	245.7	308.9	272.6	229.4	230.6	221.7
72.5°	1576.0	1154.3	206.8	183.2	177.6	224.0	301.0	263.9	220.9	211.4	199.6
75°	857.0	619.6	175.8	172.4	155.1	196.7	286.5	257.7	213.2	200.6	194.0
77.5°	337.2	257.1	152.6	157.7	135.6	173.7	270.4	245.9	202.7	186.1	182.8
80°	137.7	131.2	126.5	136.4	116.5	151.9	250.9	232.1	190.0	172.6	166.0
82.5°	78.0	81.6	98.3	107.6	94.6	139.9	241.6	220.9	174.9	154.6	146.8
85°	40.0	47.8	68.5	77.2	69.6	119.0	222.5	193.3	140.4	118.4	119.0
87.5°	19.3	26.7	43.3	48.4	45.1	86.1	166.2	140.1	109.3	86.5	83.8
90°	0.0	0.0	0.0	0.0	0.0	0.0	0.0	0.0	0.0	0.0	0.0

Signify Classified - Internal
Cooper Lighting Solutions Photometric Lab
1121 Highway 74 South
Peachtree City, GA 30269

Scaled Data Report



Report Generated By 670245982

Signify Classified - Internal
Cooper Lighting Solutions Photometric Lab
1121 Highway 74 South
Peachtree City, GA 30269

Scaled Data Report



Signify Classified - Internal
Cooper Lighting Solutions Photometric Lab
1121 Highway 74 South
Peachtree City, GA 30269

Scaled Data Report



Signify Classified - Internal
Cooper Lighting Solutions Photometric Lab
1121 Highway 74 South
Peachtree City, GA 30269

Scaled Data Report



Signify Classified - Internal
Cooper Lighting Solutions Photometric Lab
1121 Highway 74 South
Peachtree City, GA 30269

Scaled Data Report



--- HS — SS

Signify Classified - Internal
Cooper Lighting Solutions Photometric Lab
1121 Highway 74 South
Peachtree City, GA 30269

Scaled Data Report



u

Signify Classified - Internal
Cooper Lighting Solutions Photometric Lab
1121 Highway 74 South
Peachtree City, GA 30269

Scaled Data Report



Signify Classified - Internal
Cooper Lighting Solutions Photometric Lab
1121 Highway 74 South
Peachtree City, GA 30269

Scaled Data Report



(END OF REPORT)